



Product Specifications

New generation 2-in-1 Video ProcessorHD-VP630

V1.2 20220326

Product Overview

HD-VP630 is a powerful controller with six network ports, three screens and three-in-one integrated video processing and sending card functions.

This product is a cost-effective mid-to-high-end video control equipment for LED large-screen display, performance and rental, studio and other markets.

Practical video input interface—2 high-definition video input (HDMI), 1 digital video interface (DVI), 1 SDI interface, USB input (optional).

Audio input and output—HDMI audio input, 1 independent analog audio input, 3 to 1 to send to the audio output.

Debug control interface—square USB port (Type B)、Wi-Fi。

Three screen layout—support three screen function, picture-in-picture PIP、picture-outside-picture POP。

Support screen switching—The input signal source can be switched freely, and the seamless switching between each channel can be realized.

Input resolution adjustment—In DVI/HDMI input mode, it supports preset and custom adjustment of common input resolutions.

Support 6 network port output—maximum load 3.9 million pixels, maximum width 8192, maximum 4096.

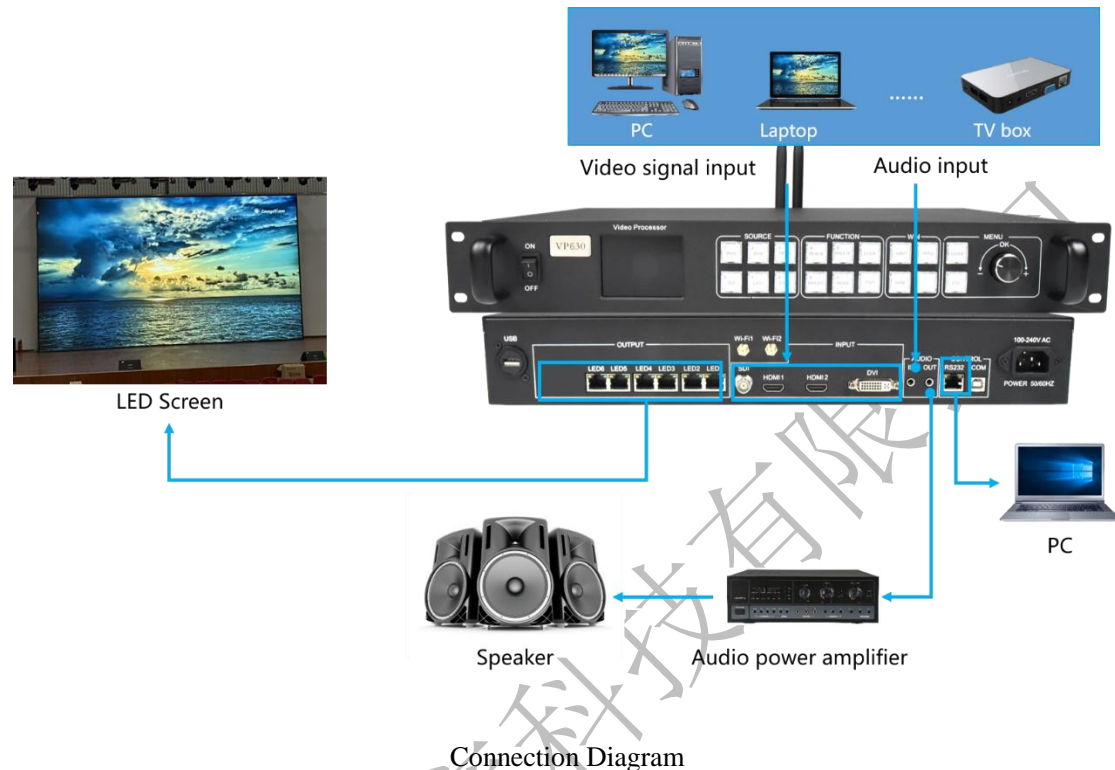
Set-and-Save technology—The set-and-save technology solves the tedious setting and manual storage process of the user, that is, the user does not need to perform manual saving operation after adjusting or adjusting the parameters, and the user parameters are automatically stored in the EEPROM. Even after the power is turned off, the parameters before the power off remain in the device.

Save template function—it can save the current settings, up to 8 groups of template parameters, and save the parameters to the corresponding mode, which is convenient for customers to call directly.

Key lock—lock the keys to prevent accidentally pressing the operation keys to change settings during operation.

Connection diagram

Simultaneous display of video playback equipment such as computer/TV/camera.



Product Features

- 1) Integrated video processing, sending card function, 6 gigabit network port output, total pixels 3.9 million points;
- 2) 4-channel high-definition digital video input;
- 3) Support audio input and output;
- 4) Support three pictures PIP、POP;
- 5) Seamless switching of any channel;
- 6) Parameter setting and saving function, scene preset saving and recall;
- 7) "Navigation Settings" function, convenient for quick settings;
- 8) The "connection setting" function no need computer control, and directly sets the connection parameters of each cabinet through the panel buttons;
- 9) The device can be debugged and controlled through panel buttons, USB, Wi-Fi (mobile APP, developing);
- 10) Optional USB (U disk playback) and mobile phone/tablet wireless screen ;

11) It can be connected to the integrated control host (ie central control) through RS232.


System Function List

Interface	Specification
DVI Video Input	1 Interface form: DVI-I socket Signal standard: DVI1.4,HDMI1.4 backward compatible Resolution: VESA standard, PC to 1920x1080, HD to 1080p
HDMI Video Input	2 Interface form: HDMI-A Signal standard:HDMI1.4 backward compatible Resolution: VESA standard,≤1920×1200@60Hz
SDI Video Input	1 Interface form: BNC Signal standard:SD-SDI,HD-SDI,3G-SDI Resolution: VESA standard,≤1920x1080@60Hz
USB Input	1 (U disk playback) optional
Wi-Fi 1	1 (Mobile phone/tablet wireless screen projection) optional
AUDIO IN	Audio input x1, 3.5mm audio port
AUDIO OUT	Audio output x1, 3.5mm audio port
Network port output	6-way network port output interface, connected to the receiving card, total pixels 3.9 million, Widest 8192 dots, Highest 4096 dots. Each network port carries 65W pixels, the maximum width of a single network port is 2048 points, and the maximum point is 2048 points.
RS232	It is used to connect to the integrated control host (ie central control).
Square USB port(Type B)	Connect to PC, through HDSset software for sending card, receiving card parameter debugging, program upgrade, etc.
Wi-Fi 2	Support mobile APP for sending card, receiving card parameter debugging, program upgrade, etc.
Power interface	100-240V~50/60Hz
Whole machine power	≤75W

Weight	<=3.6kg
Size (mm)	Case size: (Length) 482mm* (width) 304.8mm* (height) 66.4mm
Machine case	1.5U standard industrial chassis

深圳市灰度科技有限公司

Front Panel



Interface Description	
1	Power Button
2	2.8" full-color LCD screen (320×240), display device menu information
3	SOURCE Area Input Source Select keypad, a total of 4 buttons [DVI] ~ [HDMI], 4 input source port selection buttons, corresponding to the input interface logo on the back panel; EXT1, EXT2 are reserved buttons and have no function
4	FUNCTION Area [BALCK] : One-click black screen shortcut [BRIGHT]: Quickly swap out the shortcut keys of the brightness adjustment menu. [FREEZE]: Shortcut key for screen freeze. [MODE] : Quickly pop up the preset mode call menu. [LOCK]: Quickly lock the keys to prevent miss operation. [PxP]: Quickly enter the Three picture layout menu.
5	WIN Area [WIN1]- [WIN2] - [WIN3]Button: You can select the opened window from Picture 1 to Picture 2 to Picture 3, and the LED light indicates the currently selected window.
6	MENU Area Short press the knob [OK] key: it means to enter the main menu or input confirmation. Turn the knob clockwise to increase or the next option, counterclockwise to decrease or the previous option. [GUIDE] key: can quickly switch out the "smart navigation" setting interface. Return key [ESC]: means to exit the current operation or option.

Rear Panel



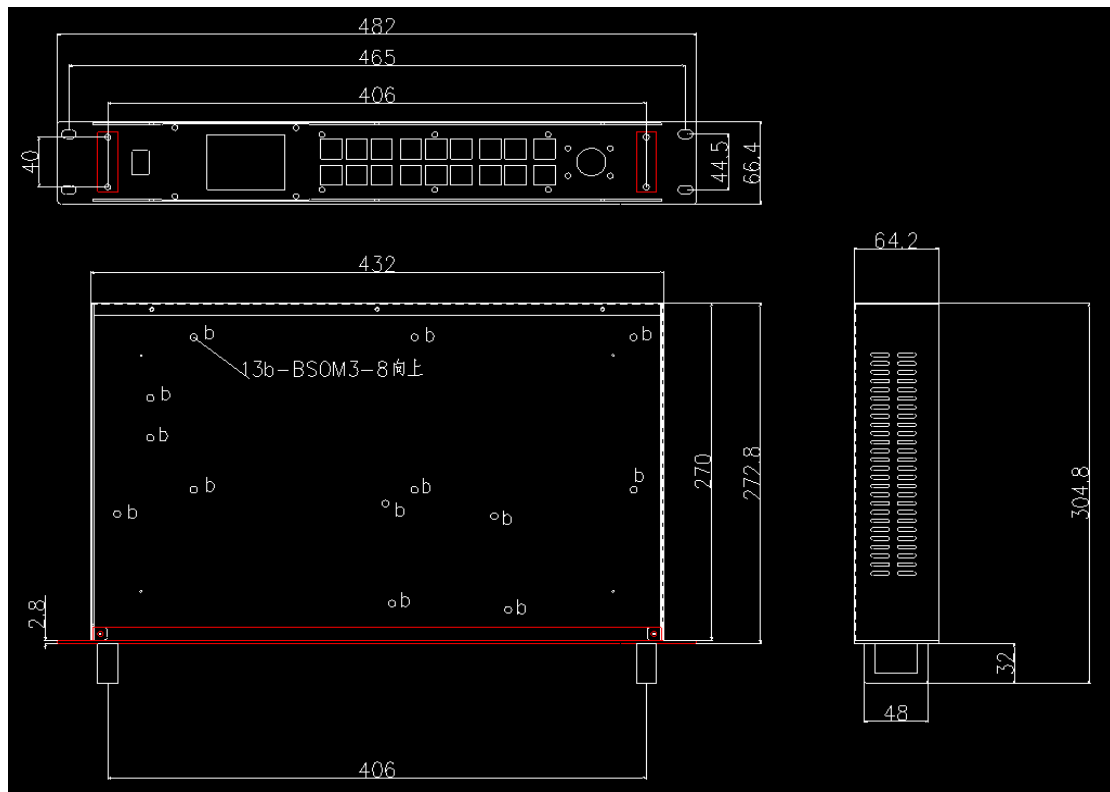
Output Port	
LED1~LED6	6 Gigabit Ethernet output interfaces, directly connected to the LED large screen receiving card

Input Port	
DVI	DVI interface
HDMI 1	HDMI interface
HDMI 2	HDMI interface or (USB and mobile phone screen projection) interface choose one
SDI	SDI interface
EXT	Reserved interface, no function

Audio input and output	
AUDIO_IN	Analog audio input port
AUDIO_OUT	Analog audio output port, selectable input source audio.

CONTROL interface	
COM	USB Control debugging interface
RS232	Connect to the central control interface
Wi-Fi 1	Optional mobile phone or tablet wireless screen projection
Wi-Fi 2	Wireless control

Dimensions



Technical Parameters

	Minimum	Typical value	Maximum
Rated voltage (V)	110VAC	220VAC	240VAC
Storage temperature(°C)	-40	25	105
Working environment temperature(°C)	-10	25	45
Working environment humidity (%)	0.0	10	90