



# THUMB GRIP SET

## INSTRUCTIONS

### STEP 1

Turn up the edge of the grip


### STEP 2

Put the grip on the joystick and fall the edge


### STEP 3

Adjust the edge until it wraps the joystick completely.


SKIN  
GRIP



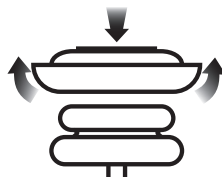
CQC  
ELITE



FPS  
MASTER



FPS  
Pro



### Note:

If the thumb grips become slippery, please clean them with detergent or medical alcohol.

### Note:



The thumb grip may fall off easily if it does not wrap the joystick completely.