

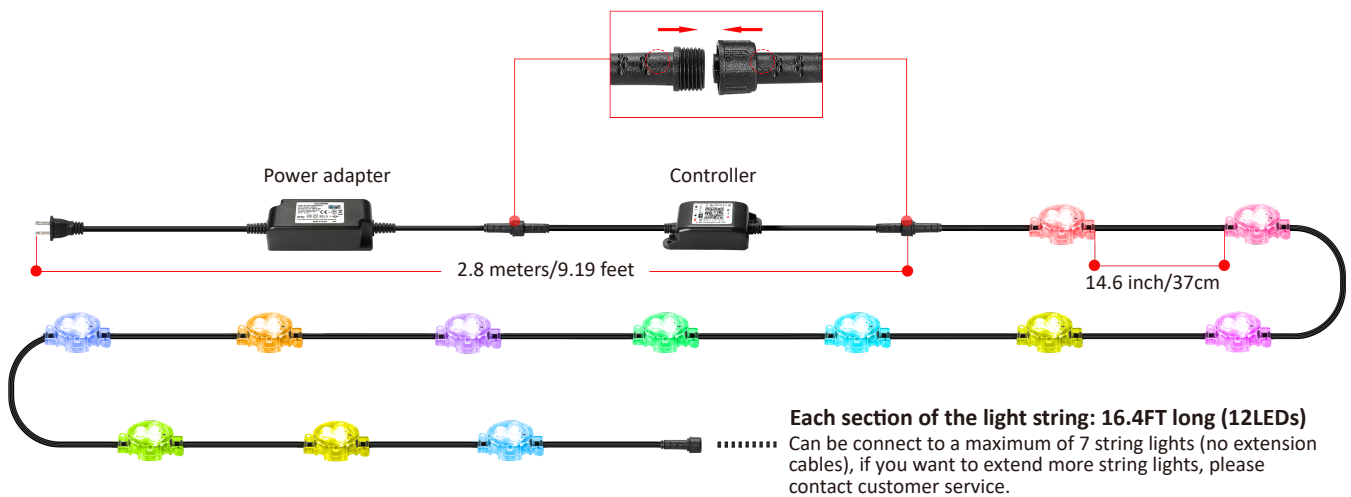
Smart Permanent Outdoor Lights

user manual

Precautions:

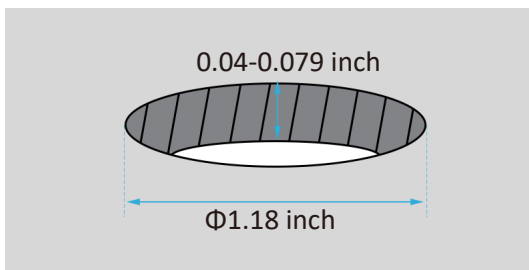
1. Before installation, connect the lights to the LED driver and LED controller, and observe whether the fixture works normally and consistently.
2. The waterproof rating of the light is IP65. It can be used outdoor, but can not be immersed in water.
3. The waterproof rating of the led controller and power adapter is IP67 waterproof. They can be used outdoor but can not be immersed in water.
4. Avoid installing this product near major sources of heat or other sources of danger.
5. This product should only be used with the supplied power adapter.
6. Can add maximum length 9.84FT/3meters feet extension cable between power supply and controller.
7. Can add maximum length 16.4FT/5meters feet extension cable between the controller and the first string light.

I. Wire connection

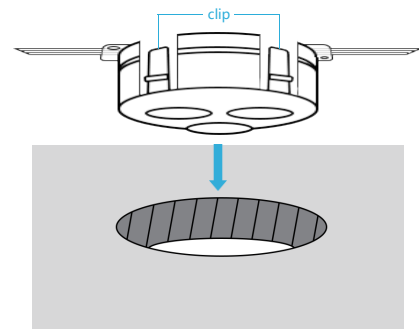


II. Two installation methods

1.Hole mounting

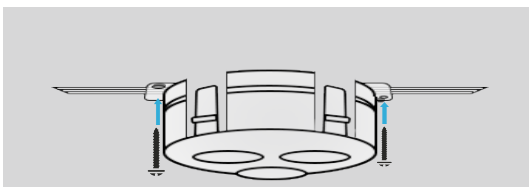


Make holes according the product needs.
(Mounting plate thickness range 0.04-0.079 inch)

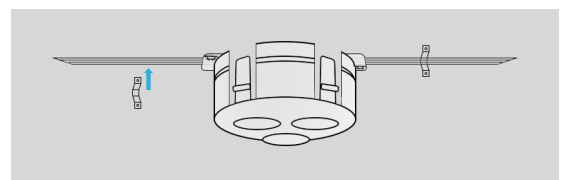


Press the light into hole, 4 clips to secure.

2.Screwdriver method

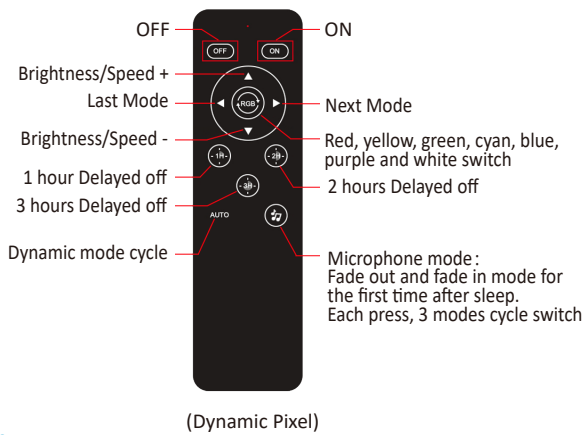


Use screws to fix the light.



Use snaps to secure wires between lights.

III. Remote control Key Instruction



Note:


This pack does not include 2X AAA batteries!

IV. Download FVTLED APP

Download "FVTLED" APP from App store and Google Play Store, or scan the QR code.



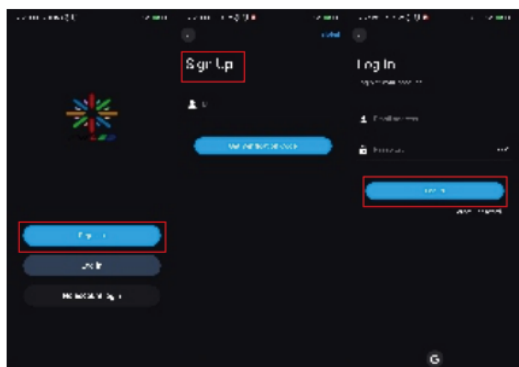
FVTLED APP



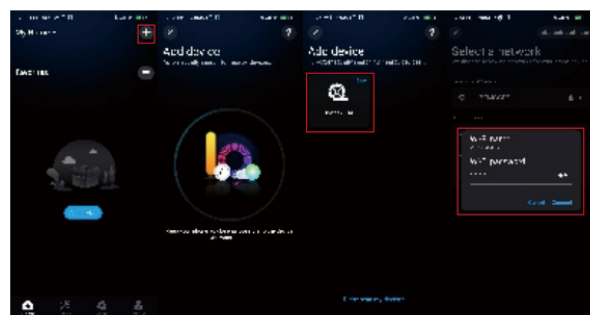
Dynamic Pixel

V. How to connect the controller to Wi-Fi network?

1. Register/Login your FVTLED account.

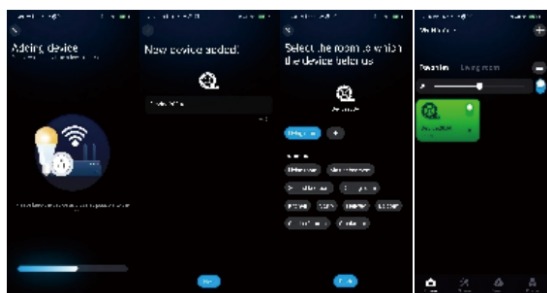


3. Enter "FVTLED" app, tap "Add Device" or click "+" to add the device. Then select your Wi-Fi network (Only works with 2.4Ghz network), enter the password.



2. Open your phone Bluetooth, turn on the device.


4. The device name can be modified and select the room after successfully connecting to Wi-Fi network.



5. Open the App, add devices, test whether the colors and switches are normal.



Application scenario display:



- You can also give us feedback on the FVTLED APP and we will be happy to help you.
- Customer support: support@fvtled.com or luke@fvtled.com
- URL: www.fvtled.com

