

# User Guider

For Porsche 4.0


## Accessories




Carplay module



Usb cable



Power cable

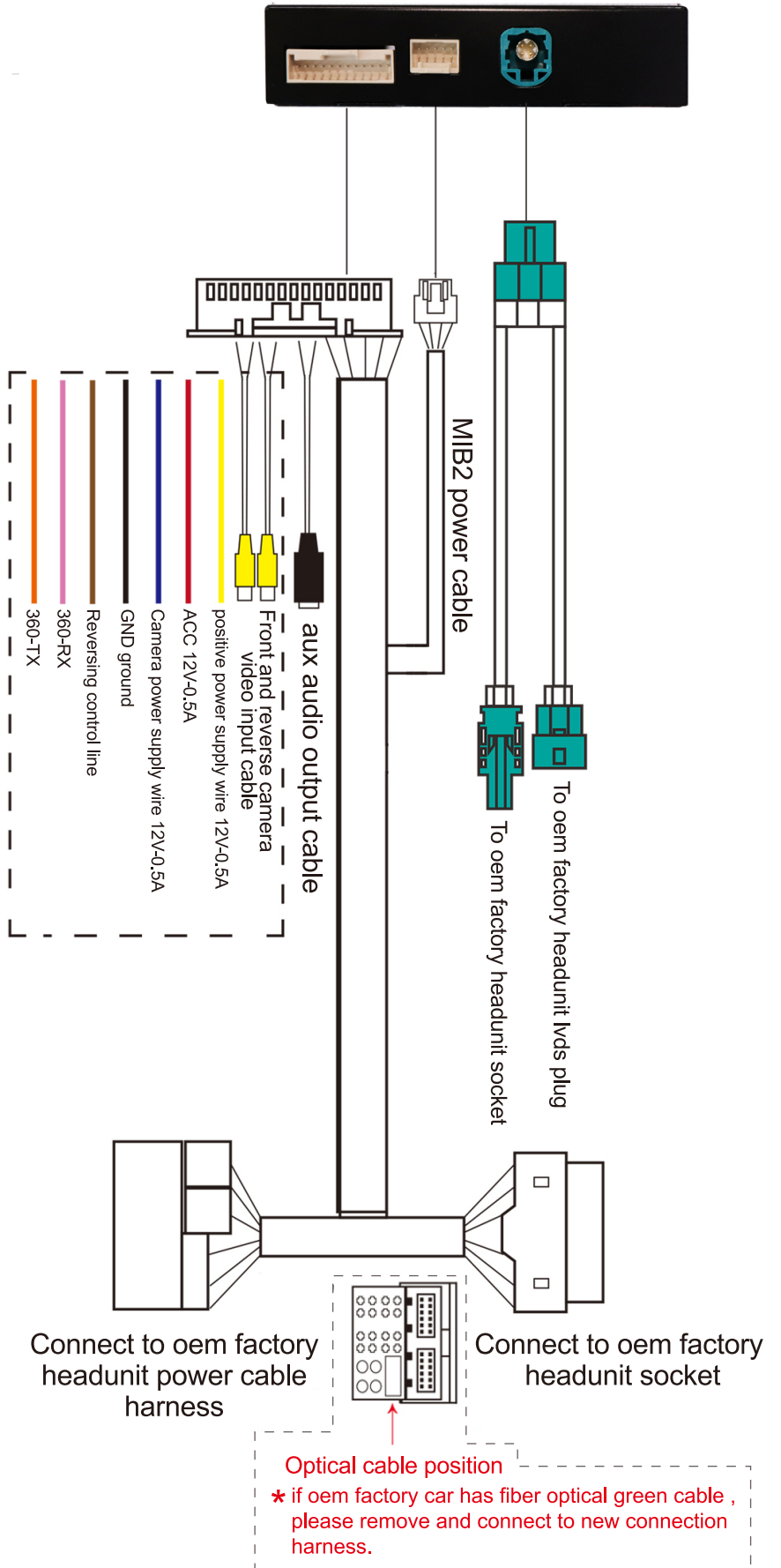
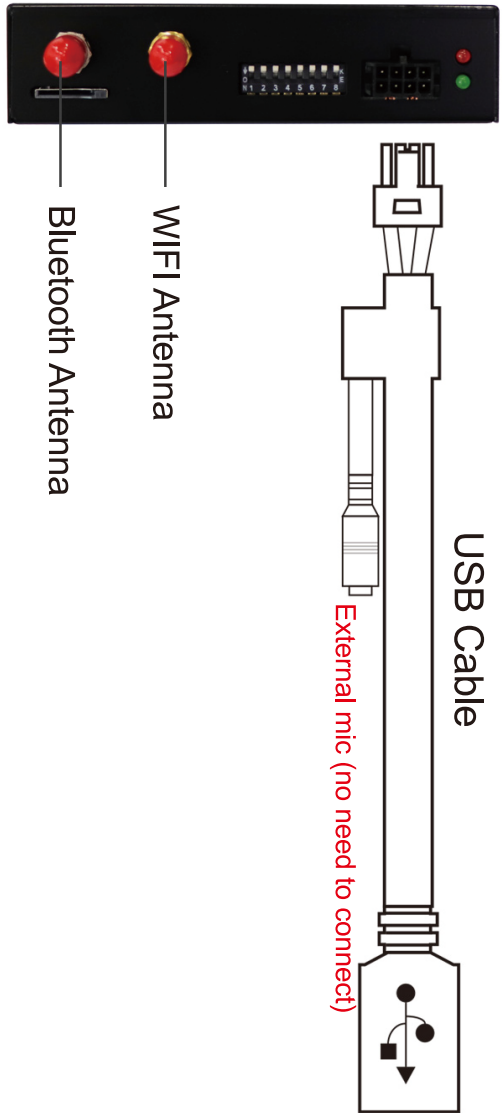


LVDS cable



BT/Wifi antenna

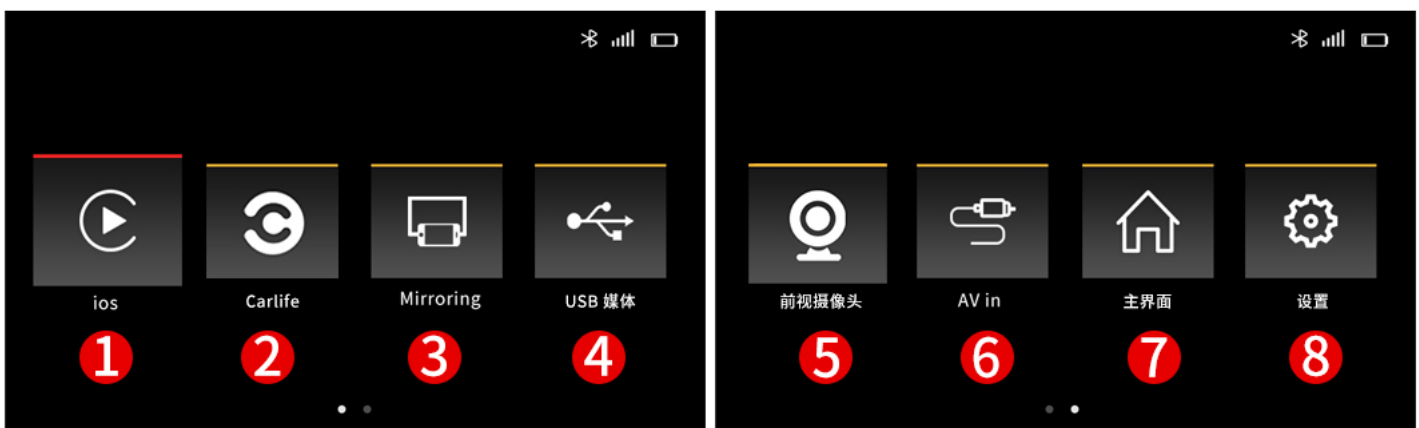
# Installation guide



**NOTE:** if your car do not have oem factory bluetooth and aux port in the car ,please contact us to buy external mic and ami-aux transmitter cable to support.

\* Before entering the system, please switch the original car multimedia audio to AUX

## Wireless carplay Menu



- 1 Wireless&wired carplay function**
- 2 Wired android auto**
- 3 Mirror link**
- 4 USB**
- 5 Front camera input**
- 6 Av in**
- 7 Home oem factory menu**
- 8 Setting**

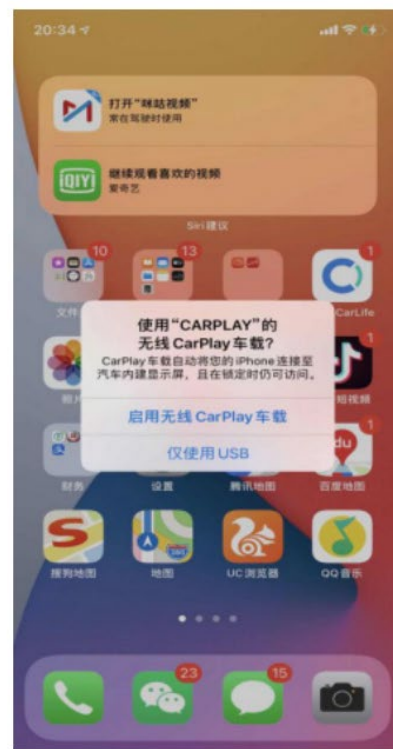

# Wireless carplay connection

## connection 1:

1.turn on iphone wifi and BT

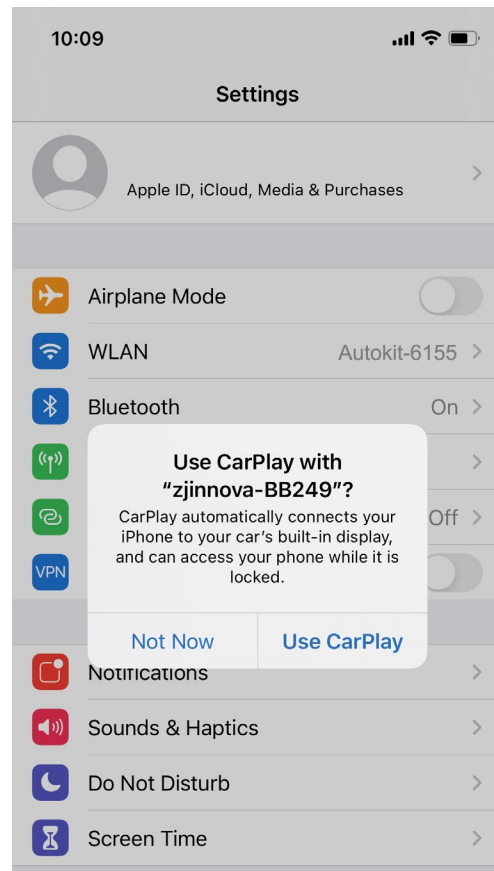
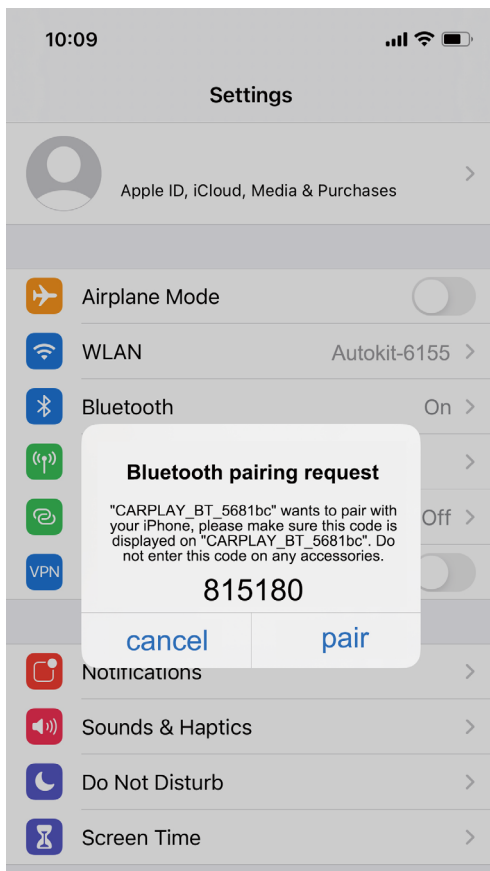
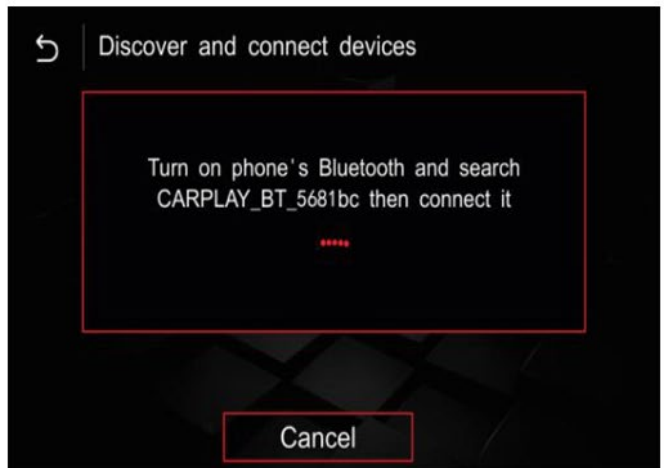
2.and connect iphone with carplay module box via usb ,the Carplay icon will display on the main menu of the screen. And it will enter Carplay automatically

3. the following prompts will pop up on the iphone , click 'Allow-Use



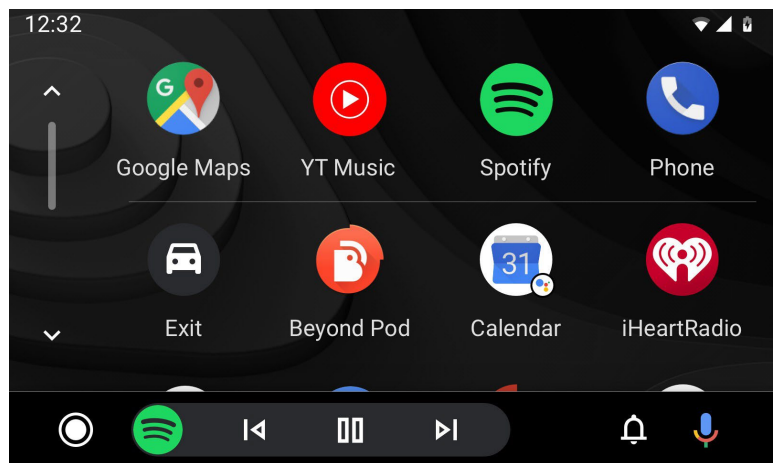
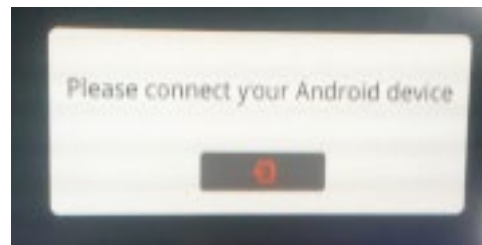

## connection 2:

- 1.MENU-setting -wifi carplay setting ,click that wifi carplay switch
- 2.Click "discover and connect devices"
- 3.Turn on Bluetooth , and connect Carplay's bluetooth
4. After the bluetooth connection is completed, the following prompts will pop up, click 'Allow-Use carplay'



# Wired Android auto connection

1. Download Android auto APP on your Android phone
2. Click 'android auto ' icon(Fig.2), the prompt 'Please connect your Android device' will pop up(Fig.3).
3. Plug your phone to USB port. then it will enter Android auto auto-matically(Fig.4).

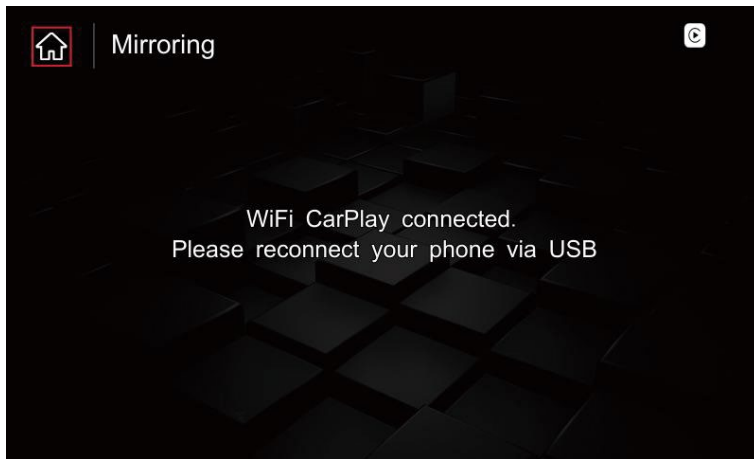


## Mirror link:

for iphone connection :

- ① In the wireless Carplay status, you need to return to the main interface → click "Mirroring" → Mirroring interface, insert the Apple phone, and after the phone is connected, the phone will receive a dialog box "Do you want to trust this computer?";

- ② Click "Trust" on the phone , You can successfully connect and cast the screen; (Carplay in the background will automatically disconnect); as shown below:
- ③ If you need to enter the wireless Carplay again, you need to enter the settings interface → click "WiFi Carplay Settings" → click "Online Device List" → click the device name to connect, and automatically switch to the Carplay interface after the connection is successful;



## for android connection

- ① Apple phone connection: In the "Mirroring" interface, after inserting the iPhone connection, the phone will receive the "Do you want to trust this computer?" dialog box, click "Trust" to display the Mirroring interface after the connection is successful.
- ② Android phone connection: In the Mirroring interface → insert an Android phone, the "Auto link" download box will pop up on the phone end, click download, after the download is complete, click in the browser to install, after the installation is complete, the phone interface will display the Auto link icon. Re-insert the Android phone in the "Mirroring" interface, the phone will pop up "Open the USB default connection box" → click "OK", after the connection, the Mirroring interface will be displayed after the connection is successful;





## Steering wheel control and idrive knob function



- 1.long press to switch oem factory menu and carplay menu
- 2.long press to carplay siri
- 3.volume adjustment



- 4.up and down control
- 5.long press to switch oem factory menu and carplay menu



6.media audio switch

7.last song

8.next song

9.rotate idrive ,short press to confirm ,long press control voice command, left and right ,up and down control

**Note:** before go access into carplay system ,please switch factory oem menu audio setting to aux setting

some car steering wheel control and drive knob button probably are different function ,it depends on when install carplay module in the car.

some button on the steering wheel control could not work in carplay menu ,that is normal ,please do not worry about.

switch to oem factory menu ,all button and function still remain.

**\* The above functions may be different in some models, please refer to the actual situation**

# FAQ

1

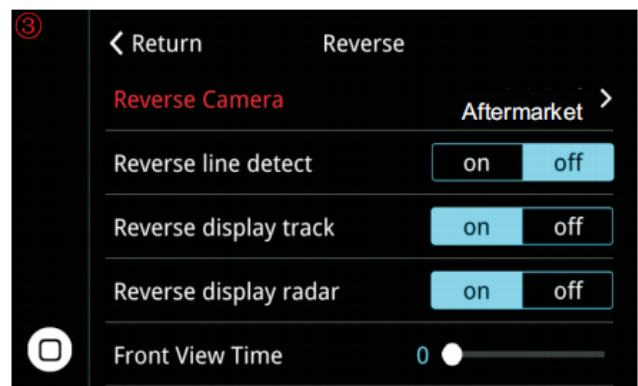

Q:How ro connect reverse camera?

A: Refer the following connection and setting.

1) Connect the reverse camera to CVBS OUT labeled 'Reverse camera'

2) Connect the cable labeled '12V reverse camera(yellow)' to camera power

3) Setting → Reverse → Reverse camera → Aftermarket



2

Q:Insert the mobile phone data cable to connect to the wireless Carplay----After connecting the wired Carplay, wait for about 10 seconds to unplug the mobile phone data cable and the wireless Carplay is not successfully connected;

A: 1) When the connection fails, plug in the data cable again, and after entering the wired Carplay, wait 10 seconds to unplug the mobile phone, and the wireless CP can automatically reconnect successfully;

2) When the wireless Carplay still cannot be connected after unplugging and replugging the mobile phone data cable, unplug the phone again, click to disconnect the Bluetooth and Ignore the device, reinsert the mobile phone data cable, the phone will pop up the "Lock Carplay" dialog box → enable Carplay Dialogue box,

click OK and enable, wait for 10 seconds, unplug the phone, you can successfully connect to wireless Carplay;

3

Q: When the wireless Carplay is manually connected for the first time, the Bluetooth/WIFI on the mobile phone is turned on, the Bluetooth shows the connection status, and the car side shows the connection to Carplay, but the connection cannot be successful;

A: 1) Exit the "Discover and Connect Devices" interface, click on the "Online Device List", and click on the corresponding mobile phone connection to successfully connect to Carplay;

2) On the Bluetooth interface of the mobile phone, click Disconnect and reconnect. After the Bluetooth connection is successful, the mobile phone will receive the "Use Wireless Carplay" dialog box. After clicking "Enable Wireless Carplay", after a while, wireless Carplay can automatically enter;

4

Q: When the mobile phone is connected to the wired Carplay, the Carplay interface always shows loading, but the Carplay interface cannot be entered;

A: 1) Pull out the current mobile phone and plug it in again. After the mobile phone is successfully connected, it will automatically enter the Carplay interface;

5

Q: When Carplay is playing music, the interface freezes and the interface freezes and interface freezes;

A: 1) Please check whether the WIFI antenna of the machine is well connected;

- 2) Please place the mobile phone closer to the WIFI antenna;
- 3) Whether the WIFI antenna is installed on the metal surface, please install the WIFI antenna away from the metal surface;
- 4) Check whether the SMMI signal of the mobile phone is good;

## 6

Q:When the mobile phone and the car have not been connected to Bluetooth;

- A: 1) On the mobile phone, click to turn off the Bluetooth and turn it on again, ignore the Bluetooth, and reconnect with the Bluetooth, and the connection can be successful;
- 2) Enter "General" on the phone → click "Restore" → click "Restore Network Settings", after the phone restarts, enter the Bluetooth terminal to reconnect with Bluetooth, then the connection can be successful;

## 7

Q:The mobile phone and the car's Bluetooth have been connected, but cannot connect to WIFI Carplay;

- A: 1) Main interface→Settings→WIFI Carplay setting→Online device list→click the corresponding "device name" to connect, and automatically enter Carplay after the connection is successful;
- 2) Turn off WIFI and Bluetooth on the mobile phone, and then turn on Bluetooth and WIFI. After ignoring the previous Bluetooth connection, restart the Bluetooth connection. After the Bluetooth connection is successful, the phone will pop up "Enable Carplay?", click "Enable" and wait for the connection to succeed. Will automatically enter the Carplay interface;

Q:When the Android projection screen is connected, there is no sound when playing media;

- A: 1) Check whether the mobile phone has turned on Bluetooth;
- 2) Whether the Bluetooth of the mobile phone is connected to the Bluetooth of the decoder; Bluetooth of the decoder;
- 3) With no Bluetooth module decoder, you need to connect to the original car's Bluetooth to have the screen sound output;