

Beecam

Quick Reference Guide

PRODUCT OVERVIEW



GENERAL SPEC

DIMENSIONS: 79.5 x 32.5 x 21.5 (mm)

CABLE LENGTH: 1.5 m

COMPATIBILITY:

Windows® 10 or later, Windows 8, Windows 7, Mac OS, Android, Xbox, Skype, Teams, Zoom, YouTube, Windows Live@Messenger, Hangouts, and other instant messaging applications

TECHNICAL SPECIFICATIONS:

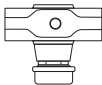
Max Resolution: 2K/30 fps (2560 * 1440)

Focus Type: Auto focus

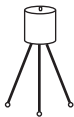
Built-in Mic: Yes

Tripod-ready universal clip fits laptops, LCD or monitors

PACKAGE CONTENTS



Beecam



Tripod



Privacy Cover

PLUG-AND-PLAY

Easy setup and running immediately without installing any software of drivers.

Note: If two Webcam

Example: Skype

1.Settings

2.Audio & Video - USB Camera

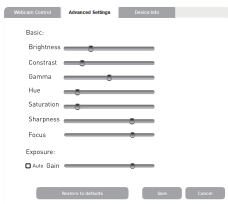
3.Microphone (Audio)

The image shows a sequence of three screenshots from the Skype application's settings menu, illustrating the 'plug-and-play' setup process for a USB camera and microphone.

- Step 1:** The 'MANAGE' settings page is shown. The 'Settings' option is highlighted with a red box and a red circle containing the number '1'.
- Step 2:** The 'Settings' window is open to the 'AUDIO & VIDEO' section. The 'VIDEO' settings are visible, showing 'Camera' set to 'USB Camera' (highlighted with a red box and a red circle containing the number '2').
- Step 3:** The 'AUDIO' settings are shown. The 'Microphone' is set to 'Microphone (Audio)' (highlighted with a red box and a red circle containing the number '3').

WEBCAM SETTING

Find out the Webcam Setting on your instant messaging application, and adjust the settings if need.



[Different app will appear different interface.]

FAQ

Q: Why there is no image when connected to the computer?

A: Please check if the USB interface already get a good connection with computer.

Q: Why are the images different?

A: Maybe your computer has two cameras, you need to choose USB Camera.

Q: Why there is no sound from the microphone?

4.A: Please select the microphone: Microphone (Audio).

Q: Can this be attached to a tripod?

A: Yes, you can. The bottom of the webcam mount has a universal screw hole, so you can secure the webcam onto a tripod.