

USER MANUAL

Wicked Snail

EN

BEFORE USE

Thank you for purchasing and using the Wicked Snail. For your safety and benefit, please carefully read this manual and accompanying materials before installing and using this product. If any personal injury, property damage, or other losses occur due to improper operation, the company shall not be held responsible.

CAUTIONS

1. Check the product for damage before use. Please stop using it immediately to avoid harm to pets if the product is incomplete.
2. Supervision is required during the playtime to prevent your pet from swallowing.

LIABILITY TERMS

Advice for Use

Apart from playing with this product, it is recommended that you interact with your pet and provide a variety of play activities. Opportunities for stimulation or the appropriate amount of daily exercise should be determined by veterinarian.

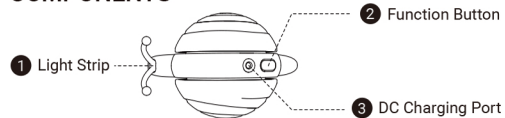
Warranty

One-Year Limited Warranty
Cheerble warrants the included hardware product and accessories against defects in materials and workmanship for one year from the date of original retail purchase. Cheerble does not warrant against normal wear and tear, nor damage caused by accident or abuse. Complete details of the warranty applicable to this product and its terms can be found at www.cheerble.com.

IN THE BOX

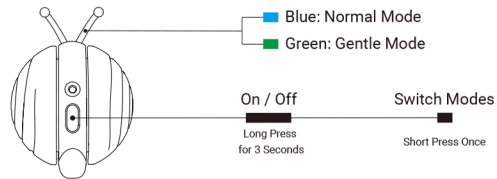


COMPONENTS



HOW TO USE

Power on and select an interactive mode.



Tips Once the Wicked Snail enters a specific mode, short presses will not switch to other modes. To switch modes, please turn off the device first. After powering off, press and hold the function button within five seconds of turning the device back on to select mode.

3. No Unlawful or Prohibited Use

This product is designed for use with pets only. This product is not intended to harm, injure or provoke. Using this product in a way that is not intended could result in violation of local laws.

4. Limitation of Liability

In no event shall Shenzhen Cheerble Technology Co., Ltd. or any of its associated companies be liable for (i) any direct, indirect, punitive, incidental, special or consequential damage and/or (ii) any loss or damages whatsoever arising out of or connected with the use or misuse of this product.

5. Modification of Terms and Conditions

Shenzhen Cheerble Technology Co., Ltd. reserves the right to change the terms, conditions and notices governing this product from time to time. If such changes have been notified to you prior to your use of this product, they shall be binding on you as if incorporated herein.

INDICATOR LIGHT INSTRUCTIONS



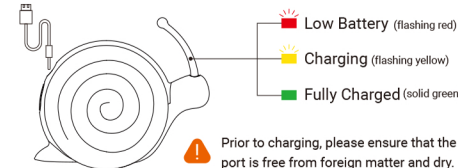
Tips Wicked Snail will enter a 30-minute sleep period after 10 minutes of play-time. This is to avoid exhaustion and ensure moderate exercise for pets. If the Wicked Snail is touched again while it's sleeping, it will end the rest early and continue to play with your pet.

FCC COMPLIANCE

This device complies with part 15 of the FCC Rules. Operation is subject to the following two conditions: (1) this device may not cause harmful interference, and (2) this device must accept any interference received, including interference that may cause undesired operation.

Note: This equipment has been tested and found to comply with the limits for a Class B digital device, pursuant to part 15 of the FCC Rules. These limits are designed to provide reasonable protection against harmful interference in a residential installation. This equipment generates, uses, and can radiate radio frequency energy and, if not installed and used in accordance with the instructions, may cause harmful interference to radio communications. However, there is no guarantee that interference will not occur in a particular installation. If this equipment does cause harmful interference to radio or television reception, which can be determined by turning the equipment off and on, the user is encouraged to

HOW TO CHARGE



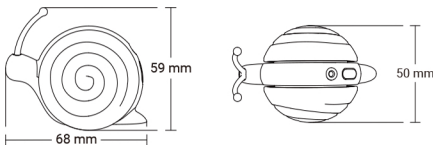
Tips Prior to charging, please ensure that the charging port is free from foreign matter and dry.
Tips If the Wicked Snail exhibits any of the behaviors below, it signals a low battery and requires charging:
1. Upon activation, the light strip blinks red and then powers off automatically.
2. The function button remains unresponsive to a prolonged press.

try to correct the interference by one or more of the following measures:

- Reorient or relocate the receiving antenna.
- Increase the separation between the equipment and receiver.
- Connect the equipment to an outlet on a circuit different from that to which the receiver is connected.
- Consult the dealer, or an experienced radio/TV technician for help.

Changes or modifications to this equipment not expressly approved by Shenzhen Cheerble Technology Co., Ltd. could void the user's authority to operate the equipment.

SPECIFICATION



Model: CWJ02
Main materials: PVC, TPU, ABS
Weight: 77 g / 2.7 oz
Dimensions: 68 x 50 x 59 mm / 2.7 x 2 x 2.3 in
Battery: 200 mAh
Input: 5V=1A
Operating temperature: 5°C-40°C / 41°F-104°F