

# CONFIER

Smart Scalp Massager



User Manual  
CF-4902G



### **READ ALL INSTRUCTIONS BEFORE USE. SAVE THESE INSTRUCTIONS FOR FUTURE REFERENCE.**


- ALWAYS unplug the appliance from the electrical outlet immediately after using and before cleaning.
- This item is NOT A TOY. Close supervision is necessary when this appliance is used by, on, or near children or disabled persons.
- NEVER leave an appliance unattended when plugged in.
- NEVER insert pins or other metallic fasteners into the appliance.
- Use this appliance for the intended use as described in this booklet. DO NOT use attachments not provided by COMFIER.
- NEVER operate the appliance if it has a damaged cord or plug, if it is not working properly, if it has been dropped or damaged. Return it to the COMFIER Service Centre for examination and repair.
- Keep cord away from heated surfaces.
- Excessive use could lead to the product's excessive heating and shorter life. Should this occur, discontinue use and allow the unit to cool before operating.
- NEVER drop or insert any object into any opening.
- DO NOT operate where aerosol (spray) products are being used or where oxygen is being administered.
- DO NOT attempt to repair the appliance. All servicing of this appliance must be performed by authorised Comfier service personnel only.
- Do not place or store appliance where it can fall or be pulled into a bath or sink. Do not place in or drop into water or other liquid.
- Do not use this product for medical treatment.

**If you suffer from any of the medical conditions listed below, consult with a doctor before using this relaxation massage device.**

#### **If you:**

- suffer from a heart condition
  - have a sensory disorder or pacemaker
  - suffer from osteoporosis or diabetes
  - have a malignant tumor
  - have neurological disorder or perceptual disorder on head
  - have fractured or head surgery of your massaging area
  - head skin disease and allergic dermatitis
  - suffering from acute diseases or are undergoing medical treatment
- we advise you to consult with your doctor before using this massager.
- Failure to follow the above may result in the risk of injury.

#### **Have question ?**

 **Tel:** (248) 819-2623  
Monday-Friday 9:00AM-4:30PM

 **Email:** supportus@comfier.com

## Features

1. Built-in Lithium battery
2. One control button
3. 10 minutes timer
4. Automatically protect function
5. 2 massage speeds
6. 2 massage modes
7. Android Micro USB cable
8. IPX7 waterproof
9. 3D head massage

## CONTENTS



Smart Scalp Massager



Charge Base






USB cable

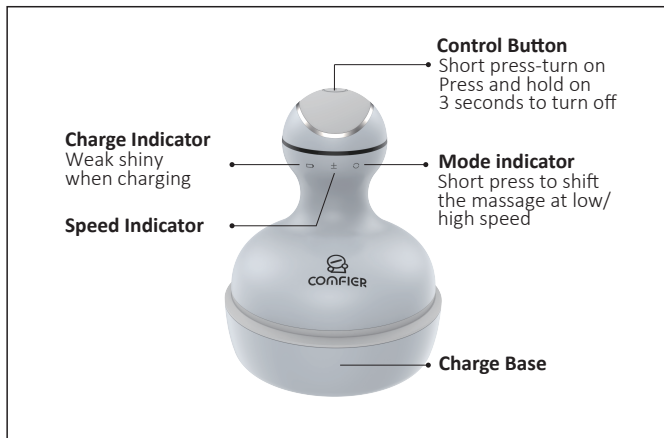
<b>Model:</b>	CF-4902G
<b>Product Input:</b>	DC5V 1.0A
<b>Rated Power:</b>	5W
<b>Automatic runtime:</b>	10 minutes

## Instructions for use

Please Make sure to relax before using this machine, Hold the device and put the massage heads onto scalp to massage.

1. Press the control button to turn on the device.  
Press and hold on 3 seconds to turn off the device.
2. Short press continuously can switch massage speed low/high and cyclically switch of massage modes (Clockwise & Counterclockwise).

-  Charge icon: while charging, LED green light is on.
-  Adjust speed, it will turn red; switch speed, it will shine in short time
-  Cyclically switch of scratching, It will turn blue; switch modes, it will shine in short time



## Battery Charging


### Battery Charging :

Connect the USB cable to any USB charger, it can be plugged in the portable power bank, mobile phone battery chargers, laptop and any USB port.

Laptop

Power bank

Phone adapter



1. When recharging, green light indicator will be shining.
2. When full charge, the indicate light will turn green.
3. Normally it takes about 2 hours to fully charge.
4. Machine will stop when charging

## Troubleshooting

<b>Trouble</b>	<b>Reason/Solution</b>
Can not start the massager	Battery Low/ Please charge it before using
The massager stoped abnormally	Battery runs out of power/ charge the battery Self-timed 10 mins is out/ restart the product
Massager slight noise	It is normal working noise of the internal mechanism

## Notes and Maintenance

### Notes

1. It is waterproof device, you can use cleaning fluid and water to clean it ( do not sink it into water for a very long time).
2. Please use dampcloth or neutral detergent to clean the product and wipe dry afterwards.
3. Do not use sharp brush, sharp tool, gasoline and diesel to clean it.

### Maintenance

1. Please keep it into a box and keep in a safe, dry and cool place.
2. Do not keep it in any place with high temperature, near fire or direct sunlight,or it may faded or damaged
3. Do not contact benzene, dilient or any other corrosive liquid.

## Warranty

If the product(s) is damaged or defective within a reasonable time, COMFIER offers the warranty as below.

Period	Return for refund	Return for replacement	Who paid shipping?
Within 30 Days	Yes	Yes if undamaged	Comfier
31- 90 Days	Yes after being justified	Yes after being justified	Comfier
91 Days - 1 Year	No	Yes after being justified	Buyer
1 Year - 3 Years	No	Only to buyers who have received extended warranty	Buyer

Comfier warrants the product to be free from defects in workmanship and materials, under normal use, for a period of 12 months from the original invoice date, except as noted below. Comfier products can be repaired or replaced within warranty period or returned for refund within 90 days if the products break down in the period of proper use.

The warranty extends only to consumers, NOT to any retailers or resellers. This warranty is effective only if the product is purchased and operated in the country in which the product is purchased. Warranty claims for product defects, unless extended warranty is registered, expire 12 months from the purchase day. Warranty claims CANNOT be processed for items that have exceeded the warranty period. The warranty does NOT cover the replaced, refurbished product. The warranty does have other limitations as below "Warranty Limitations". To obtain warranty service on Comfier products, follow "Warranty Claim Procedures" below.

### Warranty Claim Procedures:

1. Any product the customer believes is defective and seeks for warranty, the customer must provide to Customer Support:
  - a) Valid proof of purchase (see below the definition of valid proof of purchase);
  - b) Pictures and/or description are required to claim defective merchandise;
  - c) Model number and Series Number label attached to each product
2. If the warranty claim is justified by Comfier Customer Support, customer(s) will obtain from Comfier a Warranty/Return Authorization Number (RMA Number)
3. Comfier reserves the right to specify that items be returned to the designated warehouse for inspection or be inspected by our representative in the field or be retained by customer.
4. Any claim for defective merchandise returns must be packed in original packaging
5. The item(s) will be repaired or replaced or a refund credit will be issued once the item(s) are delivered. When returning items with RMA# and a prepaid shipping label provided by Comfier, Comfier takes responsibility for any damage or loss incurred in transit.

### Valid proof of purchase under this Warranty:

Order numbers from online purchases made through Comfier official store ([www.comfier.com](http://www.comfier.com)) or Comfier's direct-authorized resellers, currently only at Amazon/eBay/Walmart. For product(s) obtained from other Channels, please contact the customer service of the Channel directly for appropriate solution.

## Warranty

### Warranty Limitations(this warranty does not include):

Normal wear and tear; Any condition resulting from other than ordinary residential wear or any use for which the product was not intended, such as use in rental or contract trade or commercial use; Any condition resulting from incorrect or inadequate maintenance or care; Damage resulting from misuse, abuse, negligence, accidents or shipping damage, exposed to environmental conditions temperatures, water, improper operation,improper installation, improper use of electrical supply; transportation damage; theft,vandalism or;Damage resulting from the attachment or modification of any unauthorized accessories;Fail to show the valid proof of purchase;Lost or stolen products;Items that have expired their warranty period; No quality-related issues (after 30 days of purchase);Free product/ Gift offer by Comfier; unauthorized repairs or modification; Replaced or refurbished product.Dissatisfaction due to buyer's remorse (after 30 days of purchase).

### Refund Procedures:

(Refer to <https://www.comfier.com/pages/return-policy>)

### Warranty Disclaimer

THE WARRANTY PROVIDED HEREIN SHALL BE THE SOLE AND EXCLUSIVE WARRANTY. COMFIER SHALL HAVE NO LIABILITY FOR, AND EXPRESSLY DISCLAIMS ANY WARRANTY OR AFFIRMATION OF FACT, EXPRESS OR IMPLIED, OTHER THAN AS SET FORTH IN THIS WARRANTY STATEMENT, INCLUDING, WITHOUT LIMITATION

- (1) THE IMPLIED WARRANTIES OF MERCHANTABILITY AND FITNESS FOR A PARTICULAR PURPOSE;
- (2) ANY WARRANTY OR AFFIRMATION OF FACT RELATED TO MISUSE, IMPROPER SELECTION, RECOMMENDATION, OR MISAPPLICATION OF ANY PRODUCT; AND
- (3) ANY WARRANTY OR AFFIRMATION OF FACT THAT THE CATALOGS, LITERATURE AND WEBSITES IT PROVIDES ACCURATELY ILLUSTRATE AND DESCRIBE PRODUCTS.

Comfier reserves all the right for final interpretation of these Terms of Warranty and Return Policy above and the aright to change, modify, add or remove portions of these terms at any time without prior notification.

### Extend Warranty for Free

- 1) Enter the following URL or scan the QR code below to find COMFIER facebook page and like it, enter“Warranty” to messenger to extend your warranty from 1 year to 3 years.



<https://www.facebook.com/comfiermassager>

- OR 2) Email us at [supportus@comfier.com](mailto:supportus@comfier.com) with “Warranty” as subject line to extend your warranty from 1 year to 3 years.

## FCC STATEMENT

NOTE: This equipment has been tested and found to comply with the limits for a Class B digital device, pursuant to Part 15 of the FCC Rules. These limits are designed to provide reasonable protection against harmful interference in a residential installation. This equipment generates, uses and can radiate radio frequency energy and, if not installed and used in accordance with the instructions, may cause harmful interference to radio communications. However, there is no guarantee that interference will not occur in a particular installation. If this equipment does cause harmful interference to radio or television reception, which can be determined by turning the equipment off and on, the user is encouraged to try to correct the interference by one or more of the following measures:

- Reorient or relocate the receiving antenna.
  - Increase the separation between the equipment and receiver.
  - Connect the equipment into an outlet on a circuit different from that to which the receiver is connected.
  - Consult the dealer or an experienced radio / TV technician for help.
- This device complies with Part 15 of the FCC Rules. Operation is subject to the following two conditions:

(1) this device may not cause harmful interference, and (2) this device must accept any interference received, including interference that may cause undesired operation.

WARNING: Changes or modifications to this unit is not expressly approved by the party responsible for compliance could void the user's authority to operate the equipment.

---

## Know more about Comfier



COMFIER TECHNOLOGY CO.,LTD

Address: 573 BELLEVUE RD NEWARK, DE 19713 USA

Tel: (248) 819-2623 (Monday-Friday 9:00AM-4:30PM)

Facebook: [www.facebook.com/comfiermassager](https://www.facebook.com/comfiermassager)

Email: [supportus@comfier.com](mailto:supportus@comfier.com)

Web: [www.comfier.com](http://www.comfier.com)

---

\*Please provide your order number before contacting customer support