

CONFIER

10 Motors Massage Mat with
Shiatsu Neck Massager



User Manual
CF-3603UB-APP

Safety Instructions

- The massage device conforms to recognized technical principles and the latest safety regulations.
- Do not wet, do not use pins, never remove cover.
- This item is NOT A TOY. Close supervision is necessary when this appliance is used by, on, or near children or disabled persons.
- This appliance should never be left unattended when plugged in.
- Any possible repairs may only be carried out by authorized expert staff. Improper use and unauthorized repairs are not permitted for safety reasons and lead to loss of warranty.
- Never touch the power plug with wet hands.
- Please avoid contact of the device with water, high temperatures and direct sunlight.
- Do not use any damaged cables, plugs or loose sockets.
- Never operate under blankets where the air opening may be blocked.
- If plugs or cords are damaged, they must be replaced by the manufacturer, a service representative or by qualified personnel.
- In case of malfunction, disconnect immediately from the mains.
- Do not use if you have skin disorders, open wounds, or swollen or inflamed areas.
- Misuse or incorrect use excludes any liability for damage.
- Do not use while you sleep.
- In order to avoid excessively stimulating the muscles and nerves, the recommended massage time should not be exceeded 30 minutes at a time.
- Each massage – even a hand massage – must be refrained from during pregnancy or if one or more of the following complaints are present in the massage area: recent injuries, thrombotic diseases, all kinds of inflammations and swellings, and cancer. It is recommended to consult a doctor before having a massage for the treatment of ailments and illnesses.
- If you are dependent on electrical aids e.g. pacemakers, please be sure to consult your doctor for medical advice before taking a massage.
- Do not use this product for medical treatment.

Have question ?



Tel: (248) 819-2623

Monday-Friday 9:00AM-4:30PM



Email: supportus@comfier.com


10 Motors Massage Mat with Shiatsu Neck Massager

Thank you for purchasing Comfier 10 Motors Massage Mat with Shiatsu Neck Massager

Please be sure to read this User Manual carefully before use, and save it for future reference.

Contents

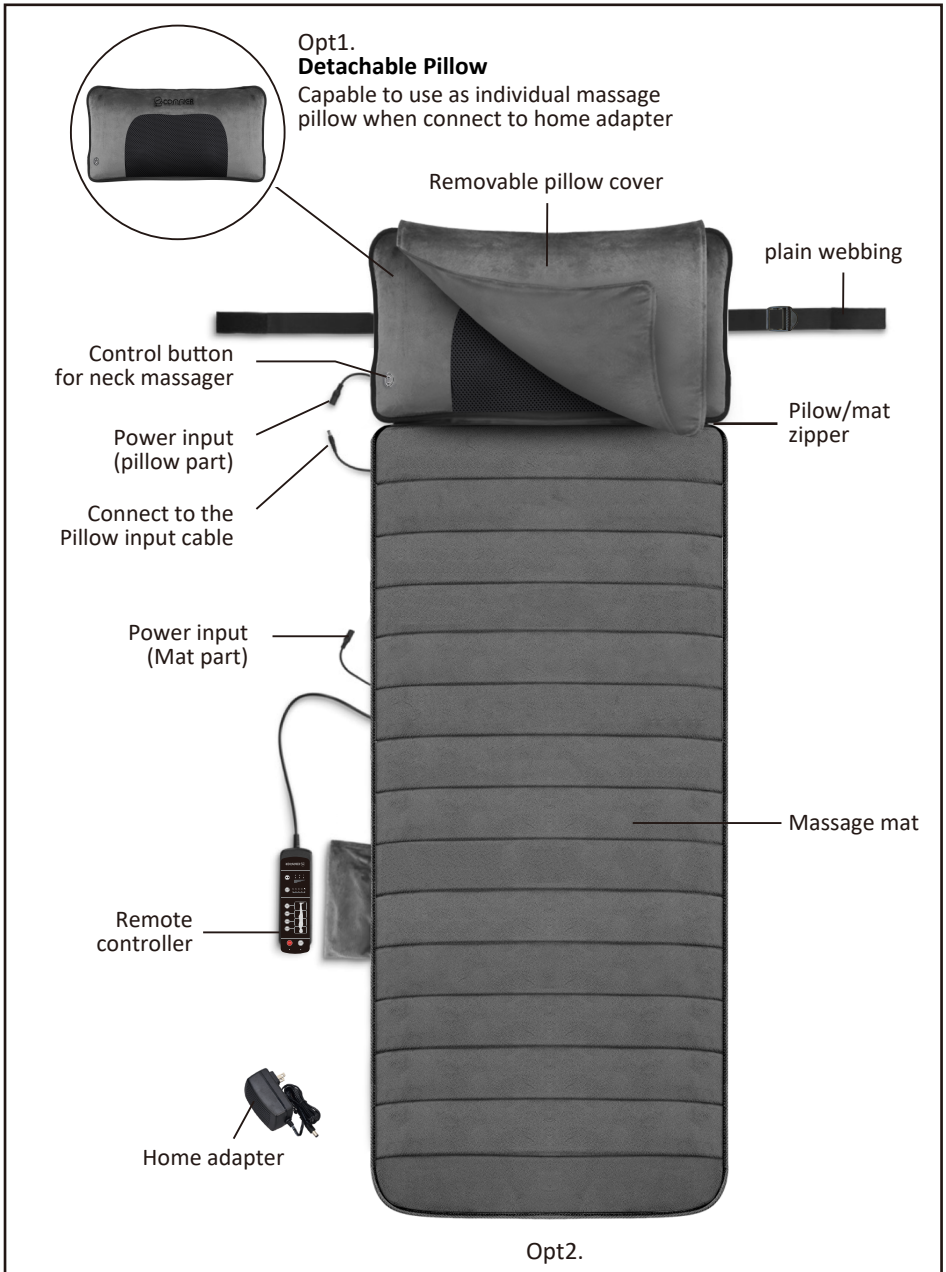
- 10 Motors Massage mat with Shiatsu Neck Massager
- Home adapter



Technical Data

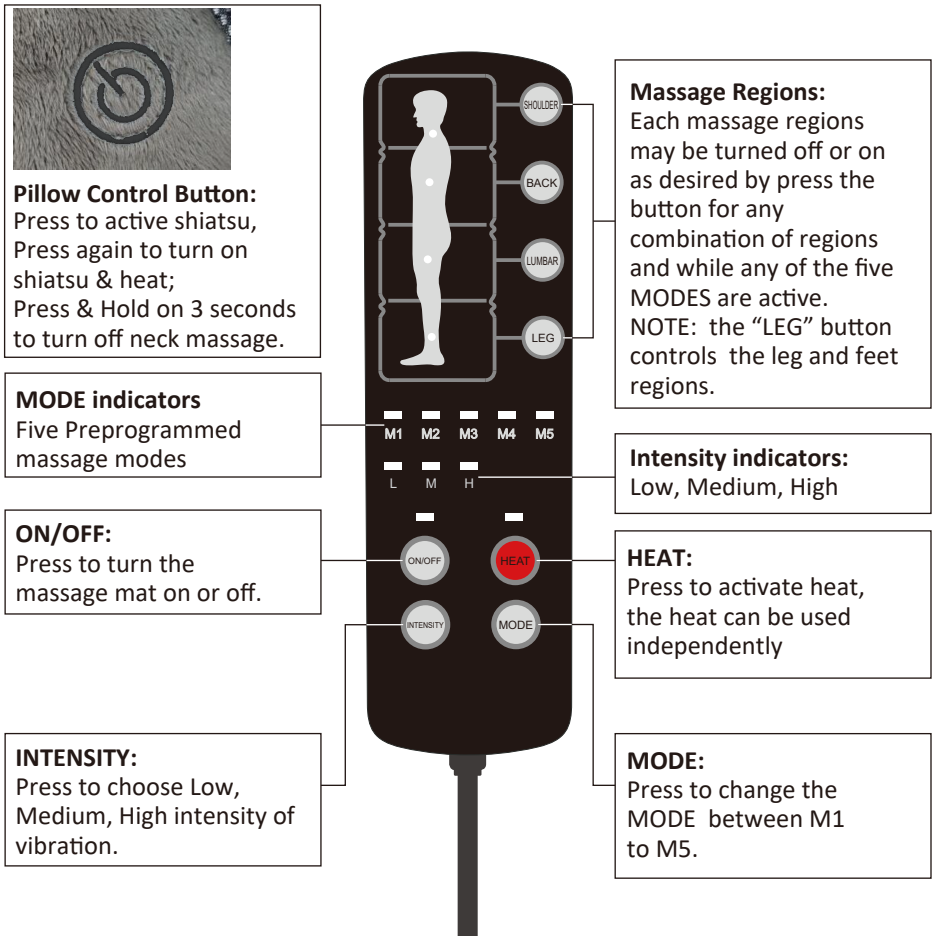
Measurements	: 70.8 x 24.4 inches
Weight	: 10.5lbs
Voltage	: Input: AC 100-240V ~50/60Hz
	: Output: 12VDC 4.0A
Nominal Power	: max. 48 Watt
Automatic runtime	: 15 minutes

Features



Setup and Operation

1. Attach the massage mat to a chair with elastic straps or place it on other support.
2. Connect the adapter cable to the corresponding cable on the mat.
3. Plug the home adapter into an outlet between 100-240V.
4. Turn on the device using the controller (Refer to below remote controller instruction.)
5. Customize function settings by operating hand controller or through smart APP.
6. When finished place the controller in the pouch at the side of the mat.



Comfier App Guide

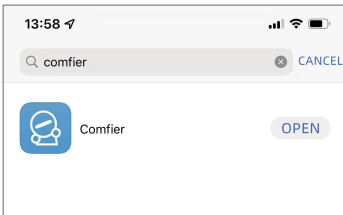
Through APP, you can easily operate massage device to get a wonderful massage in a smart way.

Features	APP	Hand Controller
See details bellow	See details bellow	See details bellow
Basic Function Control	✓	✓
Premium Mode	✓	✗
Customized Mode	✓	✗
Firmware Upgrade	✓	✗
Quick Gear Switching	✓	✗

STEP 1

1. Download and Install free COMFIER App onto your smart phone. Search COMFIER in the Apple App store or Google play store, or Scan below QR code

(For IOS: Please ensure that the mobile phone OS version is 12.0 or later)



2. Open the App and follow set-up pairing instructions:
 - 2.1 Register your account in the COMFIER App using your email.
 - 2.2 Enable bluetooth on your smart phone.

For iOS users, please ensure that the iOS version is 12.0 or later, iOS 13 requires Bluetooth permissions:

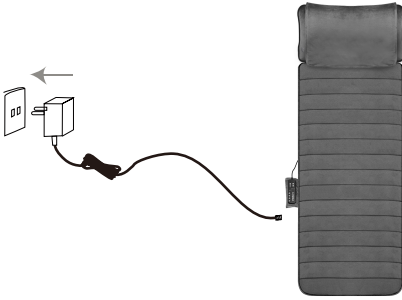
- a. Go to settings
- b. Scroll down to find the COMFIER App,
- c. Switch on the Bluetooth permissions for the COMFIER App.

For Android users, ensure locational data is turned ON.

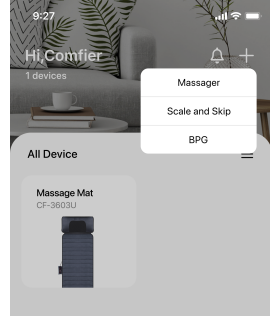
Comfier App Guide

STEP 2

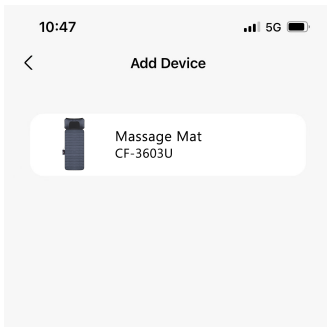
Pairing the COMFIER Massager with your smart phone.



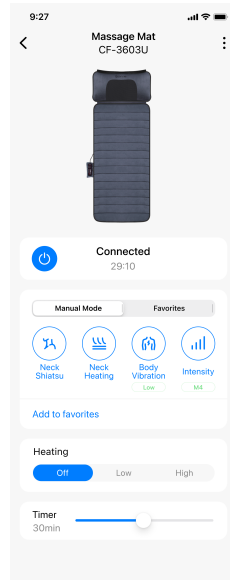
a. Connect the adapter cable to the Massage Mat, then open the COMFIER App



b. Tap+ and Choose "Massager" on the App page.



c. Tap the device name on the pairing page.



d. Pairing is successful when 'connected' shows on the App page.

Now you can use the App on your smartphone to control your massager as you wish!

Care and Cleaning Instructions

1. Do not wash in washing machine or immerse the product or the adapter in water.
2. Always switch off before cleaning and remove the adapter from the socket with clean, dry hands.
3. The massager should be wiped with a slightly moist cloth and dried thoroughly. Do not wipe the product with alcohol or harsh chemicals such as thinner or bleach.
4. Keep away from heat, fire or exposure to direct sunlight.
5. Store the massager in a cool, dry place out of reach of children.
6. Avoid contact with sharp edges or pointed objects which might cut or puncture the fabric surface.

TROUBLESHOOTING GUIDE

Fault	Solutions
The massage is not active in all regions.	The massage motor for that region may have been switched off. Press the button that corresponds to that region to activate.
Device switches off suddenly	The device will switch off when the timer runs out. Continue using by pressing the 'Power' button. If the device has run for 60 mins., turn back on after resting the unit for 15 mins.
	Over-heat protection function activated. Device is switched off for your safety. Please rest device for 15-30mins before restarting.
Device fail to start	Check if device has been used for more than 30 mins. If so, let device rest for 15 mins before continuing. Device may require longer time to cool in warmer environments.
	Check if adapter is plugged into socket.
	Check if adapter output is connected to device power inlet wire.
Jerky motion of vibrations from device	Excessive pressure may have been applied onto the device. Reduce the load and try again.

Warranty

If the product(s) is damaged or defective within a reasonable time, COMFIER offers the warranty as below.

Period	Return for refund	Return for replacement	Who paid shipping?
Within 30 Days	Yes	Yes if undamaged	Comfier
31- 90 Days	Yes after being justified	Yes after being justified	Comfier
91 Days - 1 Year	No	Yes after being justified	Buyer
1 Year - 3 Years	No	Only to buyers who have received extended warranty	Buyer

Comfier warrants the product to be free from defects in workmanship and materials, under normal use, for a period of 12 months from the original invoice date, except as noted below. Comfier products can be repaired or replaced within warranty period or returned for refund within 90 days if the products break down in the period of proper use.

The warranty extends only to consumers, NOT to any retailers or resellers. This warranty is effective only if the product is purchased and operated in the country in which the product is purchased. Warranty claims for product defects, unless extended warranty is registered, expire 12 months from the purchase day. Warranty claims CANNOT be processed for items that have exceeded the warranty period. The warranty does NOT cover the replaced, refurbished product. The warranty does have other limitations as below "Warranty Limitations". To obtain warranty service on Comfier products, follow "Warranty Claim Procedures" below.

Warranty Claim Procedures:

1. Any product the customer believes is defective and seeks for warranty, the customer must provide to Customer Support:
 - a) Valid proof of purchase (see below the definition of valid proof of purchase);
 - b) Pictures and/or description are required to claim defective merchandise;
 - c) Model number and Series Number label attached to each product
2. If the warranty claim is justified by Comfier Customer Support, customer(s) will obtain from Comfier a Warranty/Return Authorization Number (RMA Number)
3. Comfier reserves the right to specify that items be returned to the designated warehouse for inspection or be inspected by our representative in the field or be retained by customer.
4. Any claim for defective merchandise returns must be packed in original packaging
5. The item(s) will be repaired or replaced or a refund credit will be issued once the item(s) are delivered. When returning items with RMA# and a prepaid shipping label provided by Comfier, Comfier takes responsibility for any damage or loss incurred in transit.

Valid proof of purchase under this Warranty:

Order numbers from online purchases made through Comfier official store (www.comfier.com) or Comfier's direct-authorized resellers, currently only at Amazon/eBay/Walmart. For product(s) obtained from other Channels, please contact the customer service of the Channel directly for appropriate solution.

Warranty

Warranty Limitations(this warranty does not include):

Normal wear and tear; Any condition resulting from other than ordinary residential wear or any use for which the product was not intended, such as use in rental or contract trade or commercial use; Any condition resulting from incorrect or inadequate maintenance or care; Damage resulting from misuse, abuse, negligence, accidents or shipping damage, exposed to environmental conditions temperatures, water, improper operation,improper installation, improper use of electrical supply; transportation damage; theft,vandalism or;Damage resulting from the attachment or modification of any unauthorized accessories;Fail to show the valid proof of purchase;Lost or stolen products;Items that have expired their warranty period; No quality-related issues (after 30 days of purchase);Free product/ Gift offer by Comfier; unauthorized repairs or modification; Replaced or refurbished product.Dissatisfaction due to buyer's remorse (after 30 days of purchase).

Refund Procedures:

(Refer to <https://www.comfier.com/pages/return-policy>)

Warranty Disclaimer

THE WARRANTY PROVIDED HEREIN SHALL BE THE SOLE AND EXCLUSIVE WARRANTY. COMFIER SHALL HAVE NO LIABILITY FOR, AND EXPRESSLY DISCLAIMS ANY WARRANTY OR AFFIRMATION OF FACT, EXPRESS OR IMPLIED, OTHER THAN AS SET FORTH IN THIS WARRANTY STATEMENT, INCLUDING, WITHOUT LIMITATION

- (1) THE IMPLIED WARRANTIES OF MERCHANTABILITY AND FITNESS FOR A PARTICULAR PURPOSE;
- (2) ANY WARRANTY OR AFFIRMATION OF FACT RELATED TO MISUSE, IMPROPER SELECTION, RECOMMENDATION, OR MISAPPLICATION OF ANY PRODUCT; AND
- (3) ANY WARRANTY OR AFFIRMATION OF FACT THAT THE CATALOGS, LITERATURE AND WEBSITES IT PROVIDES ACCURATELY ILLUSTRATE AND DESCRIBE PRODUCTS.

Comfier reserves all the right for final interpretation of these Terms of Warranty and Return Policy above and the aright to change, modify, add or remove portions of these terms at any time without prior notification.

Extend Warranty for Free

- 1) Enter the following URL or scan the QR code below to find COMFIER facebook page and like it, enter "Warranty" to messenger to extend your warranty from 1 year to 3 years.



<https://www.facebook.com/comfiermassager>

- OR 2) Email us at supportus@comfier.com with "Warranty" as subject line to extend your warranty from 1 year to 3 years.

FCC STATEMENT

NOTE: This equipment has been tested and found to comply with the limits for a Class B digital device, pursuant to Part 15 of the FCC Rules. These limits are designed to provide reasonable protection against harmful interference in a residential installation. This equipment generates, uses and can radiate radio frequency energy and, if not installed and used in accordance with the instructions, may cause harmful interference to radio communications. However, there is no guarantee that interference will not occur in a particular installation. If this equipment does cause harmful interference to radio or television reception, which can be determined by turning the equipment off and on, the user is encouraged to try to correct the interference by one or more of the following measures:

- Reorient or relocate the receiving antenna.
 - Increase the separation between the equipment and receiver.
 - Connect the equipment into an outlet on a circuit different from that to which the receiver is connected.
 - Consult the dealer or an experienced radio / TV technician for help.
- This device complies with Part 15 of the FCC Rules. Operation is subject to the following two conditions:

(1) this device may not cause harmful interference, and (2) this device must accept any interference received, including interference that may cause undesired operation.

WARNING: Changes or modifications to this unit is not expressly approved by the party responsible for compliance could void the user's authority to operate the equipment.

Know more about Comfier



COMFIER TECHNOLOGY CO.,LTD
Address: 573 BELLEVUE RD NEWARK, DE 19713 USA
Tel: (248) 819-2623 (Monday-Friday 9:00AM-4:30PM)
Facebook: www.facebook.com/comfiermassager
Email: supportus@comfier.com
Web: www.comfier.com

*Please provide your order number before contacting customer support