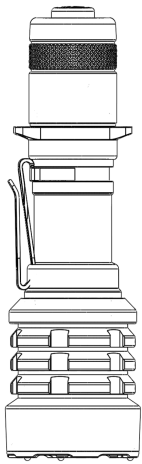


## 规格参数

机械参数							
LED灯珠	光镜	光杯	工作电压	材质	表面处理	尺寸	重量
XHP70.2 6500K	防刮钢化玻璃镜片	电镀铝光杯	2.8-4.2V	AL T6061-T6	硬质氧化	43.8*28.5*139mm	186g(裸机)
配件	手绳*1、备用O型圈*1、USB-C 充电线、尼龙套						
ANSI/NEMA FL1参数							
				照明模式			
		极亮档	低档	爆闪			
档位亮度	3500 流明		240 流明	3500 流明			
续航时间	3 小时		10 小时	---			
最大射程			300 米				
最大光强			22500 坎德拉				
防跌落等级			2 米				
防水等级			IPX8				

注：上述参数只是一个近似值，以1颗5000mah 21700电池在实验环境中测试所得，可能会随着手电，电池和使用环境而发生变化。



## MiniMax N70T 说明书

+86-0769-82050520  
sales@niwalkerlight.com  
niwalkerflashlight  
http://www.niwalkerlight.com  
广东省东莞市樟木头镇百果洞百达工业区艺峰园区



RoHS FC CE X

## 操作说明

注意：请在使用前拧紧灯头和灯尾再进行后续操作。

战术点亮：轻按开关瞬间点亮，松开开关关闭；重按按下开关锁定亮度。爆闪：快速两次连续轻按开关启动爆闪，重按按下开关锁定爆闪，再次按下关闭。  
换挡：匀速两次轻按开关启动换挡模式，在需要的亮度松手，再次按下开关即为选择的亮度模式。

## 配件安装

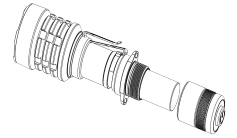


## 保修条款

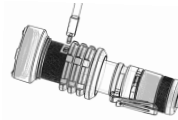
- 30天免费包换：产品自出售之日起30天内，用户在正常使用情况下出现品质问题，则享受免费包换。
- 5年有限保修：在超过免费包换时间外，公司将提供有偿保修，费用以实际更换材料费用为准。

## 电池安装

拧开尾盖，将1节21700电池装入筒身（注意正负极），再拧紧尾盖。



## 充电功能



拧开散槽环，露出充电孔，插入USB-C充电线，充电时打开尾部开关，插上充电线后手电主灯会熄灭，充电时指示灯亮红灯，满电后指示灯亮蓝灯。

## 警示

- 手电亮度高，请勿直视发光体，以免造成视力损伤。
- 为了保护电池，电路板以及LED灯珠，我们建议操作极亮模式不要过长。
- 请远离儿童防止其误食。
- 请勿使用配套的充电器给其他电子设备充电

The N70T Rechargeable Tactical Flashlight, Utilizes high performance white LED with a maximum output of 3500 lumens.

## Specifications

Technical Parameters							
LED	Lens	Reflector	Working Voltage	Material	Surface Finish	Dimension	Weight
XHP70.2 6500K	Toughened ultra-clear glass lens	Electroplated AL reflector	2.8-4.2V	AL T6061-T6	hard-anodized	43.8*28.5*139mm	186g (battery excluded)
Accessories	Spare O-ring *1, Lanyard *1, USB-C cable, holster						
ANSI/NEMA FL1 Parameters							
				General Mode			
		Turbo	Low	Strobe			
Output	3500 lumens		240 lumens	3500 lumens			
Run time	3 hours		10 hours	---			
Beam distance			300 meters (max.)				
Intensity			22500 cd (max.)				
Impact Resistance			2 meters				
Waterproof			IPX8				

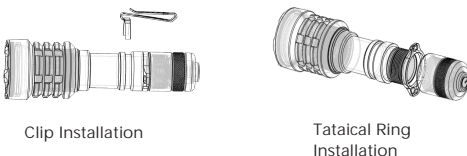
Notes: The above parameters tested by 1pc 5000mAh 21700battery are approximate and may vary between lights, batteries and environment. (ITC-Technologie)

## Operation

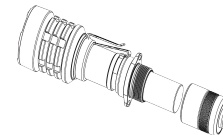
**CAUTION** :Please screw down the light head and tail cap tightly before use.

- Soft press without fully clicking the button for momentary on, release the button to off; Fully press and click for constant on.
- Quickly double soft press the button to activate strobe mode, fully press and click for constant-on strobe.
- Change modes: Double soft press the button to change modes, release the button to confirm you desired selection, fully press the switch again to turn on that mode.

## Accessories Installation



## Battery Installation



Unscrew the tail cap, put one 21700 battery into the body (pay attention to the positive and negative electrodes), and then screw tightly the tail cap.


## Charging Function



Unscrew the heatsink ring until the charging hole is exposed. Plug USB Type-C socket of the included charging cable into the USB-C port of flashlight, and connect another USB socket to the adapter. When battery is charging, the indicator will be red. After battery charging is completed, the indicator will change to blue.

## Warnings

- Niwalker flashlights are high-intensity lighting devices capable of causing eye damage or other harms, so please avoid shining our light directly into anyone's eyes.
- Please keep flashlights away from children.
- To protect the battery, driver circuit and LED, we do NOT recommend you run the light at max mode more than ten minutes.



## MiniMax N70T User Manual

+86-0769-82050520  
sales@niwalkerlight.com  
http://www.niwalkerlight.com

Building B, Yifeng industrial park,  
Yifeng road, Baida Industrial Estate,  
Baiguodong, Zhongmoutou, Dongguan,

RoHS FC CE X

## Warranty

- 30days free replacement: We will offer free replacement within 30days of purchase if problems develop with normal use.
- 5-year limited warranty: As to those exceed 30days free replacement time, we will still provide with maintenance service, but the cost of parts will be charged and freight should be paid by customers.